

■ Features :

- Universal AC input / Full range
- Protections: Short circuit/Over load/Over voltage/Over temperature
- Ultra-miniature size, light weight
- Cooling by free air convection
- 100% full load burn-in test
- Fixed switching frequency at 100KHz
- Low cost
- High reliability
- 2 years warranty

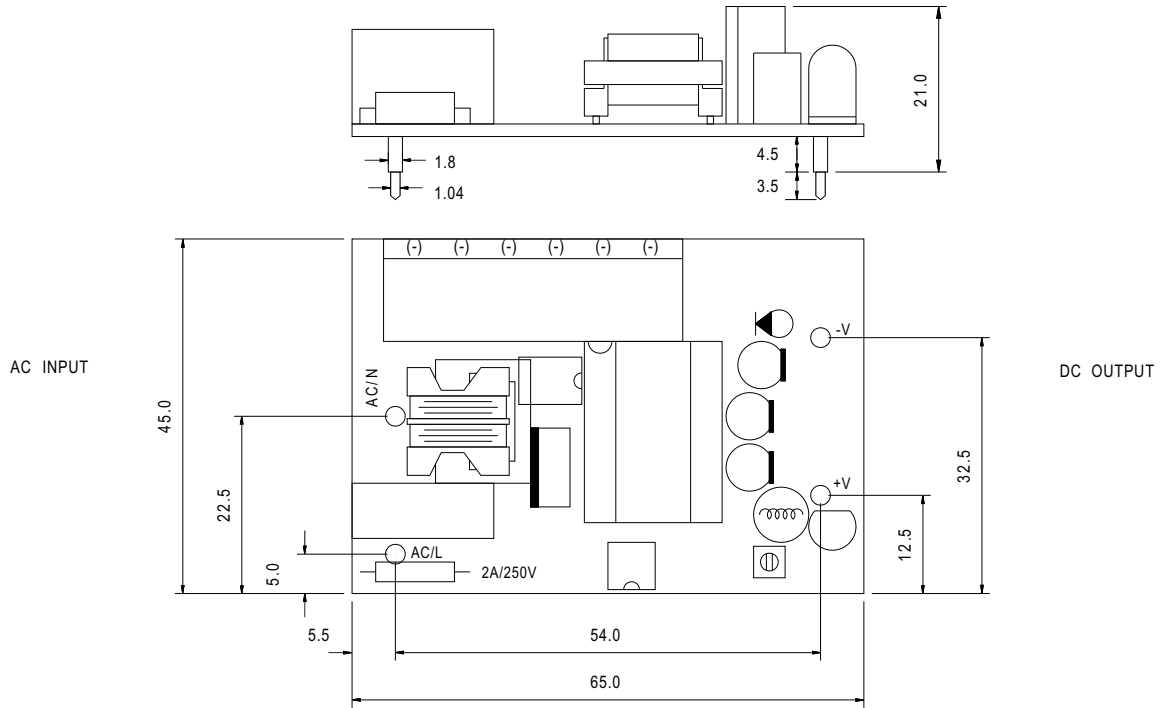


SPECIFICATION

| MODEL | OFM-0101 | OFM-0102 | OFM-0103 | OFM-0105 | |
|------------------------|--|--|--------------|----------------|--------------|
| OUTPUT | DC VOLTAGE | 5V | 12V | 15V | 24V |
| | RATED CURRENT | 2A | 0.85A | 0.67A | 0.42A |
| | CURRENT RANGE | 0 ~ 2A | 0 ~ 0.85A | 0 ~ 0.67A | 0 ~ 0.42A |
| | RATED POWER | 10W | 10.2W | 10.05W | 10.08W |
| | RIPPLE & NOISE (max.) Note.2 | 50mVp-p | 180mVp-p | 180mVp-p | 240mVp-p |
| | VOLTAGE ADJ. RANGE | 4.5 ~ 5.5V | 10.8 ~ 13.2V | 13.5 ~ 16.5V | 21.6 ~ 26.4V |
| | VOLTAGE TOLERANCE Note.3 | ±2.0% | ±2.0% | ±2.0% | ±2.0% |
| | LINE REGULATION | ±0.5% | ±0.3% | ±0.3% | ±0.2% |
| | LOAD REGULATION | ±2.0% | ±1.0% | ±1.0% | ±0.5% |
| SETUP, RISE, HOLD TIME | 150ms, 20ms, 80ms/230VAC 150ms, 20ms, 17ms/115VAC at full load | | | | |
| INPUT | VOLTAGE RANGE | 85 ~ 264VAC 120 ~ 370VDC | | | |
| | FREQUENCY RANGE | 47 ~ 440Hz | | | |
| | EFFICIENCY(Typ.) | 67% | 73% | 74% | 74% |
| | AC CURRENT | 0.3A/115VAC 0.2A/230VAC | | | |
| | INRUSH CURRENT(max.) | COLD START 25A/115VAC 45A/230VAC | | | |
| PROTECTION | OVER LOAD | Above 150% rated output power Protection type : Hiccup mode, recovers automatically after fault condition is removed | | | |
| | OVER VOLTAGE | 5.75 ~ 6.75V | 13.8 ~ 16.2V | 17.25 ~ 20.25V | 27.6 ~ 32.4V |
| | OVER TEMPERATURE | Tj 145°C typically (U1) Detect on main control IC Protection type : Shut down o/p voltage, recovers automatically after temperature goes down | | | |
| ENVIRONMENT | WORKING TEMP. | -10 ~ +60°C (Refer to output load derating curve) | | | |
| | WORKING HUMIDITY | 20 ~ 90% RH non-condensing | | | |
| | STORAGE TEMP., HUMIDITY | -20 ~ +85°C, 10 ~ 95% RH | | | |
| | TEMP. COEFFICIENT | ±0.03%/°C (0 ~ 50°C) | | | |
| | VIBRATION | 10 ~ 500Hz, 2G 10min./1cycle, Period for 60min.each along X, Y, Z axes | | | |
| SAFETY & EMC (Note 4) | SAFETY STANDARDS | UL1950, TUV EN60950 Approved | | | |
| | WITHSTAND VOLTAGE | I/P-O/P:3KVAC | | | |
| | ISOLATION RESISTANCE | I/P-O/P:100M Ohms/500VDC | | | |
| | EMI CONDUCTION & RADIATION | Compliance to EN50081-1, EN50082-1 | | | |
| OTHERS | MTBF | 465.9Khrs min. MIL-HDBK-217F (25°C) | | | |
| | DIMENSION | 65*45*21mm (L*W*H) | | | |
| | PACKING | 0.04Kg; 120pcs/5.5Kg/0.97CUFT | | | |
| NOTE | <p>1. All parameters NOT specially mentioned are measured at 230VAC input, rated load and 25°C of ambient temperature.</p> <p>2. Ripple & noise are measured at 20MHz of bandwidth by using a 12" twisted pair-wire terminated with a 0.1uf & 47uf parallel capacitor.</p> <p>3. Tolerance : includes set up tolerance, line regulation and load regulation.</p> <p>4. The power supply is considered a component which will be installed into a final equipment. The final equipment must be re-confirmed that it still meets EMC directives.</p> | | | | |

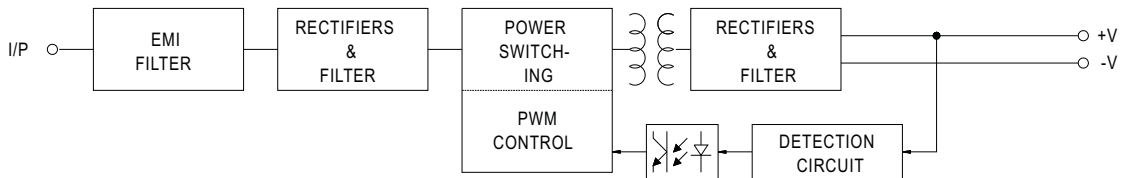
■ Mechanical Specification

Unit:mm

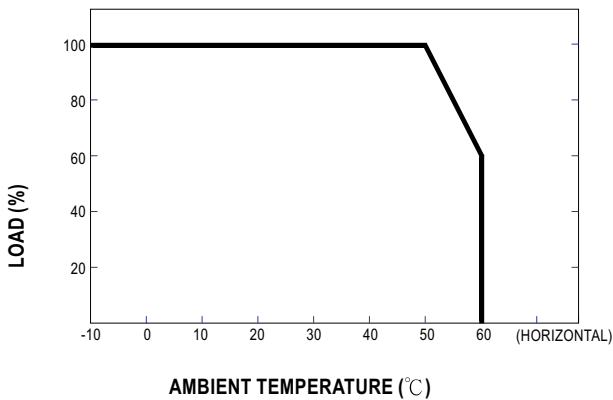


■ Block Diagram

fosc: 100KHz



■ Output Derating



■ Static Characteristics (12V)

