

■ Features :

- Universal AC input / Full range
- Low leakage current < 0.5mA
- Protections: Short circuit/Over load/Over voltage/Over temperature
- Cooling by free air convection
- 100% full load burn-in test
- Fixed switching frequency at 100KHz
- Low cost
- High reliability
- 2 years warranty

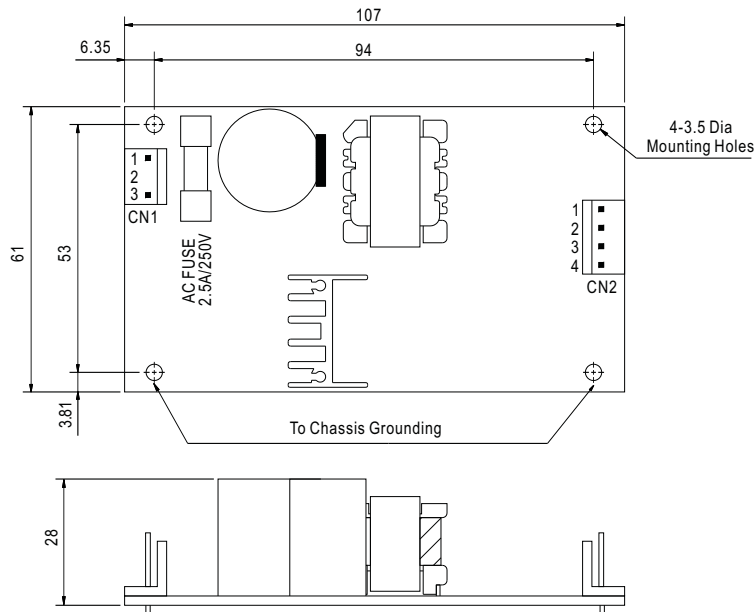


SPECIFICATION

MODEL		PD-25A		PD-25B		PD-2505		PD-2512		PD-2515		
OUTPUT	DC VOLTAGE	5V	12V	5V	24V	5V	-5V	12V	-12V	15V	-15V	
	RATED CURRENT	2.1A	1.2A	1.2A	0.8A	2.5A	2.5A	1A	1A	0.8A	0.8A	
	CURRENT RANGE	0.2 ~ 2.5A	0.1 ~ 1.5A	0.2 ~ 2A	0.1 ~ 1A	0.1 ~ 3A	0.1 ~ 2.5A	0.1 ~ 1.2A	0.1 ~ 1.2A	0.1 ~ 1A	0.1 ~ 1A	
	RATED POWER	25W		25.2W		25W		24W		24W		
	RIPPLE & NOISE (max.) Note.2	50mVp-p	150mVp-p	50mVp-p	200mVp-p	50mVp-p	50mVp-p	50mVp-p	50mVp-p	50mVp-p	50mVp-p	
	VOLTAGE TOLERANCE Note.3	±2.0%	±6.0%	±2.0%	±6.0%	±6.0%	±6.0%	±4.0%	±4.0%	±4.0%	±4.0%	
	LINE REGULATION	±0.5%	±2.0%	±0.5%	±2.0%	±1.0%	±1.0%	±0.5%	±0.5%	±0.5%	±0.5%	
	LOAD REGULATION	±1.0%	±4.0%	±1.0%	±4.0%	±4.0%	±4.0%	±3.0%	±3.0%	±3.0%	±3.0%	
SETUP, RISE, HOLD TIME	250ms, 50ms, 50ms/230VAC 250ms, 30ms, 16ms/115VAC at full load											
INPUT	VOLTAGE RANGE	85 ~ 264VAC		120 ~ 370VDC								
	FREQUENCY RANGE	47 ~ 63Hz										
	EFFICIENCY(Typ.)	71%		77%		73%		74%		75%		
	AC CURRENT	0.65A/115VAC		0.4A/230VAC								
	INRUSH CURRENT(max.)	COLD START 40A										
LEAKAGE CURRENT	<0.5mA / 240VAC											
PROTECTION	OVER LOAD	Above 105% rated output power Protection type : Hiccup mode, recovers automatically after fault condition is removed										
	OVER VOLTAGE	5.75 ~ 6.75V 13.8 ~ 16.2V		5.75 ~ 6.75V 27.6 ~ 32.4V		5.75 ~ 6.75V -5.75 ~ -6.75V		13.8 ~ 16.2V -13.8 ~ -16.2V		17.3 ~ 20.3V -17.3 ~ -20.3V		
	OVER TEMPERATURE	Tj 135°C typically (U1) Detect on main control IC Protection type : Shut down o/p voltage, recovers automatically after temperature goes down										
ENVIRONMENT	WORKING TEMP.	-10 ~ +60°C (Refer to output load derating curve)										
	WORKING HUMIDITY	20 ~ 90% RH non-condensing										
	STORAGE TEMP., HUMIDITY	-20 ~ +85°C, 10 ~ 95% RH										
	TEMP. COEFFICIENT	±0.03%/°C (0 ~ 50°C) ON CH1 output										
VIBRATION	10 ~ 500Hz, 2G 10min./1cycle, Period for 60min.each along X, Y, Z axes											
SAFETY & EMC (Note 4)	SAFETY STANDARDS	UL1950, TUV EN60950 Approved										
	WITHSTAND VOLTAGE	I/P-O/P:3KVAC I/P-FG:1.5KVAC O/P-FG:0.5KVAC										
	ISOLATION RESISTANCE	I/P-O/P, I/P-FG, O/P-FG:100M Ohms/500VDC										
	EMI CONDUCTION & RADIATION	Compliance to EN55022 (CISPR22) Class B										
	HARMONIC CURRENT	Compliance to EN61000-3-2, -3										
EMS IMMUNITY	Compliance to EN61000-4-2,3,4,5, Light industry level, criteria A											
OTHERS	MTBF	507.9Khrs min. MIL-HDBK-217F (25°C)										
	DIMENSION	107*61*28mm (L*W*H)										
	PACKING	0.15Kg; 96pcs/14.4Kg/1.3CUFT										
NOTE	<ol style="list-style-type: none"> 1. All parameters NOT specially mentioned are measured at 230VAC input, rated load and 25°C of ambient temperature. 2. Ripple & noise are measured at 20MHz of bandwidth by using a 12" twisted pair-wire terminated with a 0.1uf & 47uf parallel capacitor. 3. Tolerance : includes set up tolerance, line regulation and load regulation. 4. The power supply is considered a component which will be installed into a final equipment. The final equipment must be re-confirmed that it still meets EMC directives. 											

Mechanical Specification

Unit:mm



AC Input Connector (CN1) : Molex 41791-03 or equivalent

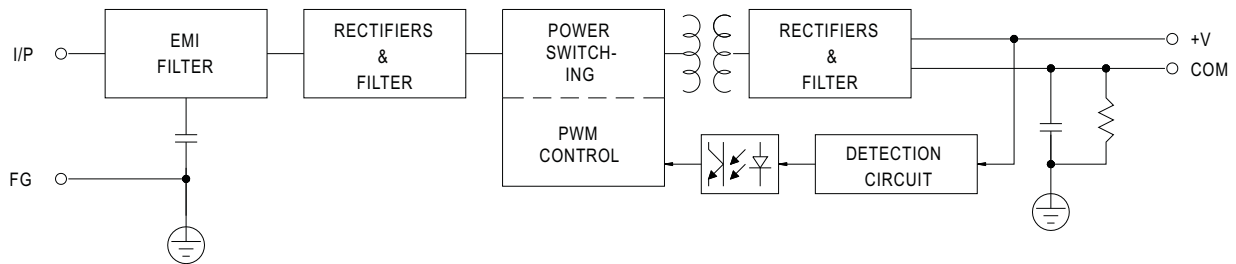
Pin No.	Assignment	Mating Housing	Terminal
1	AC/L	Molex 2139 or equivalent	Molex 2478 or equivalent
2	No Pin		
3	AC/N		

DC Output Connector (CN2) : Molex 41791-04 or equivalent

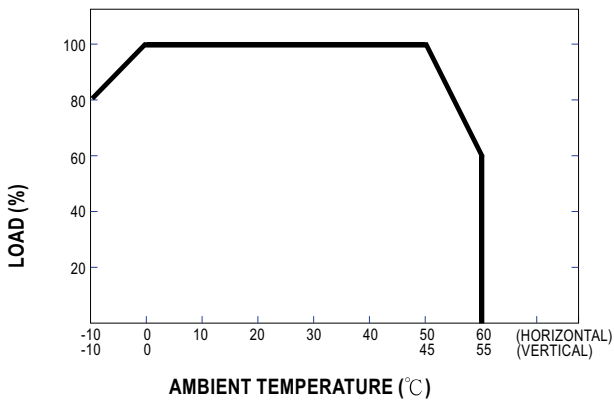
Pin No.	Assignment	Mating Housing	Terminal
1	V1	Molex 2139 or equivalent	Molex 2478 or equivalent
2,3	COM		
4	V2		

Block Diagram

fosc : 100KHz



Output Derating



Static Characteristics (A)

